


|   |         |                          |                 |                       |     |     |     |
|---|---------|--------------------------|-----------------|-----------------------|-----|-----|-----|
|  |         | Papagaio Jerusalem Kings |                 | 40                    |     |     |     |
| (2-3)   |         |                          |                 |                       |     |     |     |
| PASSING   |         |                          |                 |                       |     |     |     |
|   | CP/AT   | YDS                      | TD              | INT                   |     |     |     |
| #14 D. Jesselson  | 1-3     | 10                       | 0               | 0                     |     |     |     |
| #44 J. Rubin  | 0-1     | 0                        | 0               | 1                     |     |     |     |
| RUSHING   |         |                          |                 |                       |     |     |     |
|   | ATT     | YDS                      | TD              | LG                    |     |     |     |
| #44 J. Rubin  | 22      | 233                      | 5               | 45t                   |     |     |     |
| #8 L. Bobel   | 10      | 39                       | 0               | 10                    |     |     |     |
| #43 A. Wajsborn   | 4       | 12                       | 0               | 6                     |     |     |     |
| #14 D. Jesselson  | 8       | 19                       | 1               | 8t                    |     |     |     |
| RECEIVING   |         |                          |                 |                       |     |     |     |
|   | REC     | YDS                      | TD              | LG                    |     |     |     |
| #44 J. Rubin  | 1       | 10                       | 0               | 10                    |     |     |     |
| FUMBLES   |         |                          |                 |                       |     |     |     |
|   | FUM     | LOST                     | REC-O           | REC-D                 |     |     |     |
| #8 L. Bolel   | 2       | 1                        | x(self)         | x(#58MP)              |     |     |     |
| #43 A. Wajsborn   | 1       | 0                        | x(self)         |                       |     |     |     |
| #22 E. Boymelgreen  | 1       | 0                        | on punt         | x(#46JK)              |     |     |     |
| #14 D. Jesselson  | 1       | 0                        | on handoff (OB) |                       |     |     |     |
| Team  | 2       | 1                        | on 2pt con.     | on 2ptconv (25MP)     |     |     |     |
| DEFENSE   |         |                          |                 |                       |     |     |     |
|   | TK      | AS                       | KD              | BU                    | SK  |     |     |
| #28 M. Mullinax   | 15      | 2                        |                 |                       |     |     |     |
| #17 M. Markman  | 4       | 1                        |                 |                       |     |     |     |
| #25 S. Weisfeld   | 1       | 2                        |                 |                       | 1   |     |     |
| #22 E. Boymelgreen  |         | 4                        |                 |                       |     |     |     |
| #99 Y. Katzburg   | 3       | 1                        |                 |                       |     |     |     |
| #23 Shumi   | 6       |                          |                 |                       |     |     |     |
| #24 P. Feierman   | 3       | 3                        |                 |                       |     |     |     |
| #13 J. Flaks  | 3       | 1                        |                 |                       |     |     |     |
| #00 Big Mike  | 2       | 1                        |                 |                       |     |     |     |
| #1 A. Garfinkel   | 5       |                          |                 |                       |     |     |     |
| #43 A. Wajsborn   | 1       |                          |                 |                       |     |     |     |
| #29   |         | 1                        |                 |                       |     |     |     |
| #46 M. Har-Tzvi   |         |                          | fum. recov.     |                       |     |     |     |
| INTERCEPTIONS   |         |                          |                 |                       |     |     |     |
|   | NO      | YDS                      | LG              | TD                    |     |     |     |
| #17 M. Markman  | 2       | 0                        | 0               | 0                     |     |     |     |
| #22 E. Boymelgreen  | 1       | 16                       | 16              | 0                     |     |     |     |
| KICKOFF RETURNS   |         |                          |                 |                       |     |     |     |
|   | NO      | AVG                      | TD              | LG                    |     |     |     |
| #22 E. Boymelgreen  | 1       | 24                       | 0               | 24                    |     |     |     |
| #43 A. Wajsborn   | 3       | 22                       | 0               | 24                    |     |     |     |
| #99 Y. Katzburg   |         |                          |                 | recovered onside kick |     |     |     |
| PUNT RETURNS  |         |                          |                 |                       |     |     |     |
|   | NO      | AVG                      | TD              | LG                    |     |     |     |
| KICKING   |         |                          |                 |                       |     |     |     |
|   | KO(yds) | LG                       | TB              | FG                    | LG  | XP  | PTS |
| #15 M. Rivkin   | 7(308)  | 50                       | 1               | 0/0                   | n/a | 0/0 | 0   |
| onside kicks  | 0       |                          |                 |                       |     |     |     |
| PUNTING   |         |                          |                 |                       |     |     |     |
|   | NO      | AVG                      | IN 15           | LG                    |     |     |     |
| #43 A. Wajsborn   | 1       | 23                       | 1               | 23                    |     |     |     |
| free kicks  | 0       |                          |                 |                       |     |     |     |



|                                       |           |           |           |          |           |              |
|---------------------------------------|-----------|-----------|-----------|----------|-----------|--------------|
| <b>Final Dec. 31/09 Kraft Stadium</b> | <b>1</b>  | <b>2</b>  | <b>3</b>  | <b>4</b> | <b>OT</b> | <b>Total</b> |
| <b>Jerusalem Kings</b>                | <b>12</b> | <b>16</b> | <b>6</b>  | <b>6</b> | <b>-</b>  | <b>40</b>    |
| <b>Modi'in Pioneers</b>               | <b>16</b> | <b>0</b>  | <b>12</b> | <b>0</b> | <b>-</b>  | <b>28</b>    |

**SCORING SUMMARY**




**1st Quarter**

|   |  |             |
|---|--|-------------|
|  | 8 yd TD run by #44 J. Rubin<br>2pt conv. no good<br>Score: JK 6 - 0 MP   | <b>9:43</b> |
|  | 53 yd kickoff return for TD by #25 S. O'Neil<br>2pt conv. good, pass #13 to #83 S. Gotlieb<br>Score: MP 8 - 6 JK | <b>9:30</b> |
|  | 23 yd TD run by #44 J. Rubin<br>2pt conv. no good<br>Score: JK 12 - 8 MP   | <b>8:06</b> |
|  | 2 yd TD run by QB#13 T. Brown<br>2pt conv. good, run by #27 E. Drory<br>Score: MP 16 - 12 MP                     | <b>3:09</b> |


**2nd Quarter**

|   |  |              |
|---|--|--------------|
|  | 8 yd TD run by QB#14 D. Jesselson<br>2pt conv. good, run by #44 J. Rubin<br>Score: JK 20 - 16 MP | <b>10:28</b> |
|  | 7 yd TD run by #44 J. Rubin<br>2pt conv. good, run by QB#14 D. Jesselson<br>Score: JK 28 - 16 MP | <b>0:02</b>  |

**3rd Quarter**

|   |  |             |
|---|--|-------------|
|    | 3 yd TD run by Qb#9 U. Schiff<br>2pt conv. no good<br>Score: JK 28 - 22 MP | <b>7:23</b> |
|  | 5 yd TD run by #25 S. O'Neil<br>2pt conv. no good<br>Score: JK 28 - 28 MP  | <b>2:56</b> |
|  | 34 yd TD run by #44 J. Rubin<br>2pt conv. no good<br>Score: JK 34 - 28 MP  | <b>1:33</b> |

**4th Quarter**

|   |   |             |
|---|---|-------------|
|  | 45 yd TD run by #44 J. Rubin<br>2pt conv. no good<br>Score: JK 40 - 28 MP | <b>1:27</b> |
|---|---|-------------|

**GAME SUMMARY**

|   |                           |                  |
|---|---------------------------|------------------|
| Jerusalem Kings   | STATISTICS                | Modi'in Pioneers |
| <b>11</b>   | <b>First Downs</b>        | <b>10</b>        |
| <b>376</b>  | <b>Total Net Yards</b>    | <b>288</b>       |
| 53  | Total Off. Plays          | 58               |
| <b>23:44</b>  | <b>Time of Possession</b> | <b>24:16</b>     |
| <b>303</b>  | <b>Net Yds Rushing</b>    | <b>108</b>       |
| 44  | Rushing Attempts          | 35               |
| <b>10</b>   | <b>Net Yds Passing</b>    | <b>53</b>        |
| 1-4 (25%)   | Comp-Att (%)              | 6-15 (40%)       |
| 0-0   | Times sacked: No.-Yds     | 1-9              |
| 1   | Interceptions thrown      | 3                |
| <b>1-23</b>   | <b>PUNTS: No.-Yards</b>   | <b>3-87</b>      |
| 23  | Punting Avg.              | 29               |
| 0-0   | Punt Returns: No.-Yds     | 0-0              |
| 4-90  | Kickoff Return: No.-Yds   | 6-156            |
| <b>7-43</b>   | <b>PENALTIES: No.-Yds</b> | <b>3-20</b>      |
| <b>7-2</b>  | <b>FUMBLES: No.-Lost</b>  | <b>1-0</b>       |
| Attendance: 153   | Time of Game: 1:58        |                  |
| Officials: Todd Warnick, Gadi Gadot, Joshua Baskin, Shai Koussevitzky |                           |                  |

|  |         |                                |             |       |     |     |                        |
|--|---------|--------------------------------|-------------|-------|-----|-----|------------------------|
|  |         | Dancing Camel Modi'in Pioneers |             | 28    |     |     |                        |
| (1-4)  |         |                                |             |       |     |     |                        |
| PASSING  |         |                                |             |       |     |     |                        |
|  | CP/AT   | YDS                            | TD          | INT   |     |     |                        |
| #9 U. Schiff   | 1-3     | 2                              | 0           | 1     |     |     |                        |
| #13 T. Brown   | 5-9     | 51                             | 0           | 1     |     |     |                        |
| #14 Y. Mayzel  | 0-3     | 0                              | 0           | 1     |     |     |                        |
| RUSHING  |         |                                |             |       |     |     |                        |
|  | ATT     | YDS                            | TD          | LG    |     |     |                        |
| #25 S. O'Neil  | 6       | 14                             | 1           | 6     |     |     |                        |
| #9 U. Schiff   | 3       | 9                              | 1           | 6     |     |     |                        |
| #36 K. Nimrod  | 12      | 37                             | 0           | 7     |     |     |                        |
| #27 E. Drory   | 8       | 23                             | 0           | 4     |     |     |                        |
| #13 T. Brown   | 5       | 22                             | 1           | 10    |     |     |                        |
| #14 Y. Mayzel  | 1       | 3                              | 0           | 3     |     |     |                        |
| RECEIVING  |         |                                |             |       |     |     |                        |
|  | REC     | YDS                            | TD          | LG    |     |     |                        |
| #27 E. Drory   | 1       | 2                              | 0           | 2     |     |     |                        |
| #83 S. Gotlieb   | 3       | 32                             | 0           | 26    |     |     |                        |
| #84 R. Blum  | 1       | 13                             | 0           | 13    |     |     |                        |
| #25 S. O'Neil  | 1       | 6                              | 0           | 6     |     |     |                        |
| FUMBLES  |         |                                |             |       |     |     |                        |
|  | FUM     | LOST                           | REC-O       | REC-D |     |     |                        |
| #31 I. Neiger  | 1       | 0                              | on kickoff  | #25MP |     |     |                        |
| DEFENSE  |         |                                |             |       |     |     |                        |
|  | TK      | AS                             | KD          | BU    | SK  |     |                        |
| #28 B. Shelfin   | 4       | 4                              |             |       |     |     |                        |
| #25 S. O'Neil  | 2       | 2                              | fum. recov. |       |     |     |                        |
| #99 N. Hadad   | 4       | 3                              |             |       |     |     |                        |
| #59 U. Heiman  | 2       | 1                              |             |       |     |     |                        |
| #58 D. Brunwasser  | 5       | 2                              | fum. recov. |       |     |     |                        |
| #52 S. Rodberg   | 2       |                                |             |       |     |     |                        |
| #29 W. Weinberg  | 3       | 2                              |             |       |     |     |                        |
| #83 S. Gotlieb   | 1       |                                |             |       |     |     |                        |
| #53 Y. Milo  | 3       | 2                              |             | 1     |     |     |                        |
| #51 Y. Kushnir   | 1       |                                |             |       |     |     |                        |
| #13 T. Brown   | 2       | 3                              |             |       |     |     |                        |
| #31 I. Neiger  | 3       |                                |             |       |     |     |                        |
| #36 K. Nimrod  | 1       |                                |             |       |     |     |                        |
| #88 O. Sapir   | 4       | 7                              |             |       |     |     |                        |
| #11 S. Nemes   | 1       | 1                              |             |       |     |     |                        |
| #55 K. Shemesh   |         | 1                              |             |       |     |     |                        |
| INTERCEPTIONS  |         |                                |             |       |     |     |                        |
|  | NO      | YDS                            | LG          | TD    |     |     |                        |
| #13 T. Brown   | 1       | 0                              | 0           | 0     |     |     |                        |
| KICKOFF RETURNS  |         |                                |             |       |     |     |                        |
|  | NO      | AVG                            | TD          | LG    |     |     |                        |
| #31 I. Neiger  | 3       | 18                             | 0           | 28    |     |     |                        |
| #27 E. Drory   | 2       | 23                             | 0           | 23    |     |     |                        |
| #25 S. O'Neil  | 1       | 53                             | 1           | 53t   |     |     |                        |
| PUNT RETURNS   |         |                                |             |       |     |     |                        |
|  | NO      | AVG                            | TD          | LG    |     |     |                        |
| KICKING  |         |                                |             |       |     |     |                        |
|  | KO(yds) | LG                             | TB          | FG    | LG  | XP  | PTS                    |
| #13 T. Brown   | 4(196)  | 50                             | 0           | 0/0   | n/a | 0/0 | 0                      |
| onside kicks   | 1       |                                |             |       |     |     | 21 yds recovered #99JK |
| PUNTING  |         |                                |             |       |     |     |                        |
|  | NO      | AVG                            | IN 15       | LG    |     |     |                        |
| #13 T. Brown   | 3       | 29                             | 2           | 34    |     |     |                        |
| free kicks   | 0       |                                |             |       |     |     |                        |