




| | | | | | | | | | |
|--|---------|------|-------------|-------|----|-----|-----|--|---|
|  | | | | | | | | | |
| Mike's Place Tel Aviv Sabres | | | | | | | | | 0 |
| (0-4) | | | | | | | | | |
| PASSING | | | | | | | | | |
| | CP/AT | YDS | TD | INT | | | | | |
| #8 R. Yair | 1-10 | -3 | 0 | 2 | | | | | |
| #21 T. Elterman | 1-6 | 9 | 0 | 0 | | | | | |
| RUSHING | | | | | | | | | |
| | ATT | YDS | TD | LG | | | | | |
| #8 R. Yair | 1 | 0 | 0 | 0 | | | | | |
| #21 T. Elterman | 6 | 11 | 0 | 9 | | | | | |
| #2 C. Rothman | 9 | 0 | 0 | 1 | | | | | |
| #28 | 10 | 21 | 0 | 7 | | | | | |
| RECEIVING | | | | | | | | | |
| | REC | YDS | TD | LG | | | | | |
| #80 J. Klein | 1 | 9 | 0 | 9 | | | | | |
| #2 C. Rothman | 1 | -3 | 0 | -3 | | | | | |
| FUMBLES | | | | | | | | | |
| | FUM | LOST | REC-O | REC-D | | | | | |
| #28 | 1 | 0 | x(self) | | | | | | |
| DEFENSE | | | | | | | | | |
| | TK | AS | KD | BU | SK | | | | |
| no # | 3 | 1 | | | | | | | |
| #80 J. Klein | 4 | | fum. recov. | | | | | | |
| #88 L. Hovav | 1 | | | | | | | | |
| #2 C. Rothman | 5 | | | | | | | | |
| #28 | 3 | 1 | | | 1 | | | | |
| #65 D. Nisman | 1 | | fum. recov. | | | | | | |
| #33 I. Hasid | 1 | 1 | | | | | | | |
| #96 T. Sanikin | 1 | | | | | | | | |
| INTERCEPTIONS | | | | | | | | | |
| | NO | YDS | LG | TD | | | | | |
| | | | | | | | | | |
| KICKOFF RETURNS | | | | | | | | | |
| | NO | AVG | TD | LG | | | | | |
| no # | 2 | 12 | 0 | 18 | | | | | |
| #28 | 2 | 9 | 0 | 14 | | | | | |
| PUNT RETURNS | | | | | | | | | |
| | NO | AVG | TD | LG | | | | | |
| | | | | | | | | | |
| KICKING | | | | | | | | | |
| | KO(yds) | LG | TB | FG | LG | XP | PTS | | |
| #33 I. Hasid | 1(40) | 40 | 0 | 0/0 | | 0/0 | 0 | | |
| onside kicks | | | | | | | | | |
| PUNTING | | | | | | | | | |
| | NO | AVG | IN 15 | LG | | | | | |
| #33 I. Hasid | 4 | 20.5 | 0 | 34 | | | | | |
| free kicks (no#) | 1 | 24 | 0 | 24 | | | | | |



| | | | | | | |
|------------------|---|----|---|----|----|-------|
| Final Jan. 17/09 | 1 | 2 | 3 | 4 | OT | Total |
| Modi'in Pioneers | 8 | 14 | 6 | 14 | - | 42 |
| Tel Aviv Sabres | 0 | 0 | 0 | 0 | - | 0 |

SCORING SUMMARY


1st Quarter

| | | |
|---|---|------|
|  | 26 yd TD run by #26 T. Edri 2pt conv. no good Score: M 6 - 0 TA | 9:51 |
|  | Bad snap by TA on punt attempt out of back of own endzone for a Modi'in safety Score: M 8 - 0 TA | 5:05 |



2nd Quarter

| | | |
|---|---|------|
|  | 1yd TD run by no# E. Dromy 2pt conv. no good Score: M 14 - 0 TA | 4:15 |
|  | 14 yd TD pass, #9 to #84 R. Bloom 2pt conv. good, run by no# A. Katz Score: M 22 - 0 TA | 0:00 |

3rd Quarter


| | | |
|---|---|------|
|  | 7 yd TD run by QB #13 T. Brown 2pt conv. no good Score: M 28 - 0 TA | 5:55 |
|---|---|------|

4th Quarter

| | | |
|---|---|------|
|  | 2 yd TD run by QB #U. Schiff 2pt conv. good, pass #13 to no# Score: M 36 - 0 TA | 9:35 |
|  | 40 yd INT return for TD by no # R. Moscona 2pt conv. no good Score: M 42 - 0 TA | 1:42 |

GAME SUMMARY

| | | |
|--|----------------------------|------------------|
| Tel Aviv Sabres | STATISTICS | Modi'in Pioneers |
| 10 | First Downs | 9 |
| -17 | Total Net Yards | 141 |
| 64 | Total Off. Plays | 46 |
| 27:14 | Time of Possession | 14:59 |
| 32 | Net Yds Rushing | 169 |
| 26 | Rushing Attempts | 32 |
| 6 | Net Yds Passing | 17 |
| 2-16 (13%) | Comp-Att (%) | 2-8 (25%) |
| 6-53 | Times sacked: No.-Yds | 1-5 |
| 1 | Interceptions thrown | 0 |
| 4-82 | PUNTS: Number-Yards | 2-66 |
| 20.5 | Punting Avg. | 33 |
| 0-0 | Punt Returns: Number-Yds | 2-13 |
| 4-43 | Kickoff Return: Number-Yds | 1-25 |
| 8-45 | PENALTIES: Number-Yds | 19-136 |
| 1-0 | FUMBLES: Number-Lost | 2-2 |
| Attendance: 102 | Time of Game: 2:04 | |
| Officials: Gadi Gadot, Ofri Becker, Roi Friedman, Amir Baroz, Chanan Stern | | |

| | | | | | | | | | |
|--|---------|------|-------|--------|----|-----|-----|--|----|
|  | | | | | | | | | |
| Dancing Camel Modi'in Pioneers | | | | | | | | | 42 |
| (3-1) | | | | | | | | | |
| PASSING | | | | | | | | | |
| | CP/AT | YDS | TD | INT | | | | | |
| #13 T. Brown | 1-2 | 3 | 0 | 0 | | | | | |
| #9 U. Schiff | 1-6 | 14 | 1 | 0 | | | | | |
| RUSHING | | | | | | | | | |
| | ATT | YDS | TD | LG | | | | | |
| #25 S. O'Neil | 5 | 17 | 0 | 7 | | | | | |
| #13 T. Brown | 4 | 9 | 1 | 7t | | | | | |
| #9 U. Schiff | 4 | 34 | 1 | 14 | | | | | |
| #26 T. Edri | 5 | 63 | 1 | 29t | | | | | |
| no# A. Katz | 8 | 34 | 0 | 13 | | | | | |
| no# E. Dromy | 1 | 1 | 1 | 1t | | | | | |
| #23 | 5 | 11 | 0 | 6 | | | | | |
| RECEIVING | | | | | | | | | |
| | REC | YDS | TD | LG | | | | | |
| no# A. Katz | 1 | 3 | 0 | 3 | | | | | |
| #84 R. Bloom | 1 | 14 | 1 | 14t | | | | | |
| FUMBLES | | | | | | | | | |
| | FUM | LOST | REC-O | REC-D | | | | | |
| no # R. Moscona | 1 | 1 | | x(#80) | | | | | |
| #13 T. Brown | 1 | 1 | | #(65) | | | | | |
| DEFENSE | | | | | | | | | |
| | TK | AS | KD | BU | SK | | | | |
| #25 S. O'Neil | 1 | 1 | | | | | | | |
| no# A. Katz | 3 | | | | ½ | | | | |
| no # R. Moscona | 2 | 2 | | | | | | | |
| #26 T. Edri | 2 | | | | ½ | | | | |
| #90 G. Mordoch | 5 | 1 | | | 1 | | | | |
| #18 I. Katz | 1 | 1 | | | ½ | | | | |
| #77 J. Gosnel | 6 | 4 | | | 2½ | | | | |
| #87 B. Gross | 1 | | | | | | | | |
| #23 | 12 | 3 | | | ½ | | | | |
| #99 N. Hadad | | 1 | | | ½ | | | | |
| #1 O. Nave | 1 | | | | ½ | | | | |
| INTERCEPTIONS | | | | | | | | | |
| | NO | YDS | LG | TD | | | | | |
| no # R. Moscona | 2 | 58 | 40t | 1 | | | | | |
| KICKOFF RETURNS | | | | | | | | | |
| | NO | AVG | TD | LG | | | | | |
| #26 T. Edri | 1 | 25 | 0 | 25 | | | | | |
| PUNT RETURNS | | | | | | | | | |
| | NO | AVG | TD | LG | | | | | |
| #25 S. O'Neil | 1 | 10 | 0 | 10 | | | | | |
| #23 (free kick) | 1 | 3 | 0 | 3 | | | | | |
| KICKING | | | | | | | | | |
| | KO(yds) | LG | TB | FG | LG | XP | PTS | | |
| #13 T. Brown | 6(240) | 50 | 0 | 0/0 | | 0/0 | 0 | | |
| onside kicks | () | | | | | | | | |
| PUNTING | | | | | | | | | |
| | NO | AVG | IN 15 | LG | | | | | |
| #13 T. Brown | 2 | 33 | 1 | 50 | | | | | |
| free kicks | 0 | | | | | | | | |