 Big Blue Jerusalem Lions 6										
(2-3)										
PASSING										
	CP/AT	YDS	TD	INT						
#14 A. Bauman	6-20	80	1	2						
RUSHING										
	ATT	YDS	TD	LG						
#14 A. Bauman	1	7	0	7						
#31 M. Amzalag	5	9	0	4						
#32 M. Lavi	19	47	0	8						
RECEIVING										
	REC	YDS	TD	LG						
#18 A. Bergman	4	53	1	29						
#31 M. Amzalag	1	4	0	4						
#4 E. Kramer	1	23	0	23						
FUMBLES										
	FUM	LOST	REC-O	REC-D						
#32 M. Lavi	1	0	x(self)							
#14 A. Bauman	1	1		x(#25)						
DEFENSE										
	TK	AS	KD	BU	SK					
#80 Y. Mishaan	12	5			½					
#44 G. Tepper	2	3								
#81 A. Rindenow	4	2								
#70 A. Ingbar	7	1	1		1½					
#87 K. Stewart	8	2	fum. recov.							
#7 I. Ben-Dayan	2	3								
#47 D. Sidman		1								
#89 S. Levy		1								
#31 M. Amzalag	2									
#4 E. Kramer		1	fum. recov.							
#18 A. Bergman			fum. recov.							
INTERCEPTIONS										
	NO	YDS	LG	TD						
#81 A. Rindenow	1	2	2	0						
#27 A. Lemberg	1	0	0	0						
KICKOFF RETURNS										
	NO	AVG	TD	LG						
#32 M. Lavi	1	-2	safety							
PUNT RETURNS										
	NO	AVG	TD	LG						
KICKING										
	KO(yds)	LG	TB	FG	LG	XP	PTS			
#81 A. Rindenow	2(75)	39	0	0/0		0/0	0			
onside kicks	0									
PUNTING										
	NO	AVG	IN 15	LG						
#81 A. Rindenow	5	31	1	43						
free kicks	1	27	0	27						





Final Jan. 29/09 Kraft Stadium	1	2	3	4	OT	Total
Modi'in Pioneers	0	0	16	0	-	16
Jerusalem Lions	0	0	6	0	-	6

SCORING SUMMARY

1st Quarter

2nd Quarter


3rd Quarter

	1 yd TD run by no# A. Katz 2pt conv. good, run by #26 T. Edri Score: M 8 - 0 J 10:20
	11 yd TD pass, #14 to #18 A. Bergman 2pt conv. no good Score: M 8 - 6 J 4:26
	10 yd TD pass, #9 to #87 B. Gross 2pt conv. no good Score: M 14 - 6 J 2:56
	J#32 took kickoff out of endzone before going back into own endzone and getting tackled by M#58 D. Brunwasser for a safety Score: M 16 - 6 J 2:44

4th Quarter

GAME SUMMARY

Jerusalem Lions	STATISTICS	Modi'in Pioneers
4	First Downs	10
102	Total Net Yards	214
53	Total Off. Plays	54
23:27	Time of Possession	22:56
63	Net Yds Rushing	153
25	Rushing Attempts	32
80	Net Yds Passing	40
6-20 (30%)	Comp-Att (%)	3-13 (23%)
4-41	Times sacked: No.-Yds	2-8
2	Interceptions thrown	2
5-155	PUNTS: Number-Yards	3-96
31	Punting Avg.	32
0-0	Punt Returns: Number-Yds	2-12
1--2	Kickoff Return: Number-Yds	1-17
11-77	PENALTIES: Number-Yds	6-45
2-1	FUMBLES: Number-Lost	4-3
Attendance: 79		Time of Game: 2:08
Officials: Gadi Gadot, Avi Steinhart, CB Davies, Alon Hakim		

 Dancing Camel Modi'in Pioneers 16										
(5-1)										
PASSING										
	CP/AT	YDS	TD	INT						
#13 T. Brown	0-3	0	0	2						
#9 U. Schiff	3-10	40	1	0						
RUSHING										
	ATT	YDS	TD	LG						
#25 S. O'Neil	1	9	0	9						
#13 T. Brown	3	3	0	2						
#9 U. Schiff	2	4	0	4						
#26 T. Edri	10	64	0	29						
#36 K. Nimrod	6	4	0	3						
no# A. Katz	9	67	1	27						
#58 D. Brunwasser	1	2	0	0						
RECEIVING										
	REC	YDS	TD	LG						
#26 T. Edri	1	5	0	5						
#87 B. Gross	2	35	1	25						
FUMBLES										
	FUM	LOST	REC-O	REC-D						
no # R. Moscona	2	1	muffed punt self recov. fum. on punt return (#4J)							
#13 T. Brown	1	1	bad handoff (#87J)							
no# A. Katz	1	1	touched live punt (#18J)							
DEFENSE										
	TK	AS	KD	BU	SK					
#25 S. O'Neil	5	1	fum. recov.							
no# A. Katz	9	5		1	1					
#84 R. Bloom	1									
#58 D. Brunwasser	1		safety							
no # B. Small	6	2								
#13 T. Brown	2			2						
#18 I. Katz	1	2								
#77 J. Gosnel	7	1	forced fum.	3						
#87 B. Gross	1									
no#		1								
#99 N. Hadad	2	2								
#1 O. Nave	1	1								
INTERCEPTIONS										
	NO	YDS	LG	TD						
#13 T. Brown	2	0	0	0						
KICKOFF RETURNS										
	NO	AVG	TD	LG						
#26 T. Edri	1	17	0	17						
PUNT RETURNS										
	NO	AVG	TD	LG						
no # R. Moscona	2	6	0	12						
KICKING										
	KO(yds)	LG	TB	FG	LG	XP	PTS			
#13 T. Brown	2(96)	50	1	0/0		0/0	0			
onside kicks	0									
PUNTING										
	NO	AVG	IN 15	LG						
#13 T. Brown	3	32	0	40						
free kicks	0									