

 Dancing Camel Modi'in Pioneers		44					
(1-1)							
PASSING							
	CP/AT	YDS	TD	INT			
#13 T. Brown	1-1	15	1	0			
#9 U. Schiff	2-5	14	0	1			
RUSHING							
	ATT	YDS	TD	LG			
#25 S. O'Neil	13	148	3	32t			
#13 T. Brown	3	31	0	28			
#9 U. Schiff	5	14	1	9			
#26 T. Edri	5	33	1	18t			
#36 K. Nimrod	2	13	0	11			
#58 A. Katz	2	9	0	7			
#35 I. Schnitzer	1	6	0	6			
RECEIVING							
	REC	YDS	TD	LG			
#25 S. O'Neil	2	27	1	15t			
#84 R. Bloom	1	2	0	2			
FUMBLES							
	FUM	LOST	REC-O	REC-D			
#9 U. Schiff	2	2	Bad snap recov. by J #26				
			Bad snap recov. by J #18				
DEFENSE							
	TK	AS	KD	BU	SK		
#55 U. Heiman	2	1					
#25 S. O'Neil	7	5					
#84 R. Bloom	1	2					
#87 B. Gross	3	2					
#58 A. Katz	7	6					
#91	2		tackle for safety		1		
small no #	3	2					
#56			Blocked punt				
#35 I. Schnitzer	5						
#90 G. Mordoch	5	4					
#13 T. Brown	1						
#18 I. Katz	1	2					
#80 J. Yifat	1						
INTERCEPTIONS							
	NO	YDS	LG	TD			
KICKOFF RETURNS							
	NO	AVG	TD	LG			
#26 T. Edri	2	15	0	25			
#98	1	0	0	0			
#25 S. O'Neil	1	27	0	27			
PUNT RETURNS							
	NO	AVG	TD	LG			
#36 K. Nimrod	1	7	0	7			
#25 S. O'Neil	1	19	0	19			
KICKING							
	KO(yds)	LG	TB	FG	LG	XP	PTS
#13 T. Brown	6(262)	50	2	1 OOB	0/0	0/0	0
PUNTING							
	NO	AVG	IN 20	LG			
#13 T. Brown	1	22	0	22			
free kick	0						




Final (OT)	1	2	3	4	OT	Total
Modi'in	14	10	6	6	8	44
Jerusalem	0	6	8	22	6	42

SCORING SUMMARY



1st Quarter

 TD	32 yd TD run by #25 S. O'Neil 2pt conv. no good Score: M 6 - 0 J	9:53
 TD	32 yd TD run by #25 S. O'Neil 2pt conv. good, run by QB #9 U. Schiff Score: M 14 - 0 J	5:38





2nd Quarter

 Safety	Bad snap by Jerusalem recovered in endzone and tackled by Modi'in #91 for safety Score: M 16 - 0 J	10:50
 TD	2 yd TD run by QB #9 U. Schiff 2pt conv. good, run by #58 A. Katz Score: M 24 - 0 J	0:56
 TD	45 yd TD pass, #7 to #24 C. Gross 2pt conv. no good Score: M 24 - 6 J	0:13



3rd Quarter

 TD	25 yd TD run by #25 S. O'Neil 2pt conv. no good Score: M 30 - 6 J	7:19
 TD	18 yd TD pass, #7 to #24 C. Gross 2pt conv. good, pass #7 to #24 C. Gross Score: M 30 - 14 J	3:21

4th Quarter


 TD	2 yd TD pass, #7 to No # 2pt conv. good, run by QB #7 J. Marticius Score: M 30 - 22 J	10:18
 TD	9 yd TD pass, #7 to #14 D. Jesselson 2pt conv. good, pass #7 to #13 J. Flaks Score: M 30 - 30 J	3:06
 TD	15 yd TD pass, #7 to #25 S. O'Neil 2pt conv. no good Score: M 36 - 30 J	1:05
 TD	9 yd TD pass, #7 to #24 C. Gross 2pt conv. no good Score: M 36 - 36 J	0:05

Overtime

 TD	5 yd TD pass, #7 to #14 D. Jesselson 2pt conv. no good Score: J 42 - 36 M
 TD	18 yd TD run by #26 T. Edri 2pt conv. good, pass #9 to #84 R. Bloom Score: M 44 - 42 J

GAME SUMMARY

Modi'in	STATISTICS	Jerusalem
9	First Downs	13
324	Total Net Yards	244
39	Total Off. Plays	58
254	Net Yds Rushing	95
31	Rushing Attempts	27
29	Net Yds Passing	186
3-6 (50%)	Comp-Att (%)	20-29 (69%)
1-6	Times sacked: Number-Yds	1-10
1	Interceptions thrown	0
1-22	PUNTS: Number-Yards	4-99
22	Punting Avg.	25
2-26	Punt Returns: Number-Yds	1-0
4-57	Kickoff Return: Number-Yds	3-53
5-36	PENALTIES: Number-Yds	13-80
2-2	FUMBLES: Number-Lost	4-0
Attendance: 126		Time of Game: 2:34
Officials: Gadi Gadot, Avi Steinhart, Allon Hakim, C.B. Davies		

 Blue Sun Music Jerusalem Kings		42					
(0-1)							
PASSING							
	CP/AT	YDS	TD	INT			
#7 J. Marticius	20-29	186	6	0			
RUSHING							
	ATT	YDS	TD	LG			
#21 A. Back	4	6	0	5			
#7 J. Marticius	20	84	0	18			
#13 J. Flaks	3	5	0	3			
RECEIVING							
	REC	YDS	TD	LG			
#24 C. Gross	7	105	3	45t			
#13 J. Flaks	5	24	0	11			
#8	1	9	0	9			
#14 D. Jesselson	5	41	2	17			
No #	1	2	1	2t			
#18 S. Rubinstein	1	5	0	5			
FUMBLES							
	FUM	LOST	REC-O	REC-D			
#7 J. Marticius	3	0	Bad snap recov. In endzone for safety				
			x(#54)				
			x(#14)				
#20 U. Krasne	1	0	x(#60)				
DEFENSE							
	TK	AS	KD	BU	SK		
# Big Mike	2	1					
#18 S. Rubinstein	2	3	Fum. recov.				
#84 J. Hesse	5	2					
#13 J. Flaks	2	2			1		
#24 C. Gross	7	1					
#15 M. Rivkin	1	2					
#82 V. Bank	1						
#60	1		Fum. recov.				
#26 A. Cohen	2		Fum. recov				
#21 A. Back	1						
#22 E. Boymelgreen	1						
INTERCEPTIONS							
	NO	YDS	LG	TD			
#20 U. Krasne	1	0	0	0			
KICKOFF RETURNS							
	NO	AVG	TD	LG			
#20 U. Krasne	3	18	0	22			
PUNT RETURNS							
	NO	AVG	TD	LG			
#22 E. Boymelgreen	1	0	0	0			
KICKING							
	KO(yds)	LG	TB	FG	LG	XP	PTS
#15 M. Rivkin	6(256)	50	2	0/0	0/0	0/0	0
Free kick	1(50)	50	1	0/0	0/0	0/0	0
PUNTING							
	NO	AVG	IN 20	LG			
#24 C. Gross	4	25	0	40			