


Dancing Camel Modi'in Pioneers		22	
(2-1)			
PASSING			
	CP/AT	YDS	TD INT
#13 T. Brown	3-7	14	1 0
#9 U. Schiff	2-6	27	1 0
RUSHING			
	ATT	YDS	TD LG
#25 S. O'Neil	18	50	0 8
#13 T. Brown	4	20	0 13
#9 U. Schiff	6	20	1 11t
#26 T. Edri	5	15	0 6
#36 K. Nimrod	4	19	0 6
#55 A. Katz	1	1	0 1
#23	1	2	0 2
#35 I. Schnitzer	1	3	0 3
RECEIVING			
	REC	YDS	TD LG
#25 S. O'Neil	2	7	0 4
#84 R. Bloom	1	10	1 10t
#26 T. Edri	1	1	0 1
#87 B. Gross	1	23	1 23t
FUMBLES			
	FUM	LOST	REC-O REC-D
#9 U. Schiff	1	0	bad snap recov.
DEFENSE			
	TK	AS	KD BU SK
#25 S. O'Neil	3	3	
#84 R. Bloom	2		
#87 B. Gross	2	1	1
#55 A. Katz	6	2	fum. recov.
No # B. Small	2		
No # R. Moscona	2	1	3
#26 T. Edri	2	1	½
#35 I. Schnitzer	5		½
#90 G. Mordoch	2	1	
#13 T. Brown	1	1	
#18 I. Katz		1	
#24 M. Gelfand	1		
INTERCEPTIONS			
	NO	YDS	LG TD
No# R. Moscona	2	28	28 0
#87 B. Gross	1	0	0 0
KICKOFF RETURNS			
	NO	AVG	TD LG
#68	1	15	0 15
#35 I. Schnitzer	1	9	0 9
#26 T. Edri	1	19	0 19
#55 A. Katz	1	22	0 22
PUNT RETURNS			
	NO	AVG	TD LG
No# R. Moscona	1	18	0 18
KICKING			
	KO(yds)	LG	TB FG LG XP PTS
#13 T. Brown	4(167)	49	0 0/0 0/0 0
PUNTING			
	NO	AVG	IN 20 LG
#13 T. Brown	3	34	0 39
free kick	0		


Final	1	2	3	4	OT	Total
Modi'in	0	6	8	8	-	22
Jerusalem (L)	6	0	0	12	-	18

SCORING SUMMARY


1st Quarter

 TD	2 yd TD pass, #14 to #24 G. Van Straten 2pt conv. no good Score: J 6 - 0 M	3:03
--	--	------


2nd Quarter


 TD	11 yd TD pass, #13 to #84 R. Bloom 2pt conv. no good Score: J 6 - 6 M	10:58
--	---	-------


3rd Quarter

 TD	23 yd TD pass, #9 to #87 B. Gross 2pt conv. good, run by QB#9 U. Schiff Score: M 14 - 6 J	6:55
--	---	------

4th Quarter

 TD	1 yd TD run by #80 Y. Mishaan 2pt conv. no good Score: M 14 - 12 J	1:42
--	--	------

 TD	11 yd TD run by QB #9 U. Schiff 2pt conv. good, run by QB #9 U. Schiff Score: M 22 - 12 J	0:58
--	---	------

 TD	8 yd TD pass, #14 to no# E. Kramer 2pt conv. no good Score: M 22 - 18 J	0:14
--	---	------

GAME SUMMARY

Modi'in	STATISTICS	Jerusalem (L)
7	First Downs	8
129	Total Net Yards	156
58	Total Off. Plays	45
130	Net Yds Rushing	43
40	Rushing Attempts	15
41	Net Yds Passing	60
5-13 (38%)	Comp-Att (%)	9-27 (33%)
3-34	Times sacked: Number-Yds	1-5
0	Interceptions thrown	3
3-102	PUNTS: Number-Yards	3-90
34	Punting Avg.	30
1-18	Punt Returns: Number-Yds	3-35
4-65	Kickoff Return: Number-Yds	3-74
10-91	PENALTIES: Number-Yds	6-51
1-0	FUMBLES: Number-Lost	2-1
Attendance: 96		Time of Game: 2:05
Officials: Gadi Gadot, Ofri Becker, Alon Hakim, Roy Friedman, Amir Baroz		

Big Blue Jerusalem Lions		18	
(1-1)			
PASSING			
	CP/AT	YDS	TD INT
#14 A. Bauman	9-27	60	2 3
RUSHING			
	ATT	YDS	TD LG
#14 A. Bauman	2	8	0 4
#27 A. Lemberg	3	6	0 8
#44 G. Tepper	1	1	0 1
#32 M. Lavi	7	26	0 13
#80 Y. Mishaan	2	2	1 1t
RECEIVING			
	REC	YDS	TD LG
#18 A. Bergman	1	2	0 2
#27 A. Lemberg	1	13	0 13
#24 G. Van Straten	3	18	1 9
no# E. Kramer	3	23	1 13
#80 Y. Mishaan	1	4	0 4
FUMBLES			
	FUM	LOST	REC-O REC-D
#17 J. Manor	1	0	fum. on punt snap
#51 J. Hauser	1	1	x(#55)
DEFENSE			
	TK	AS	KD BU SK
#80 Y. Mishaan	7	8	
#44 G. Tepper	6	2	1
No# A. Rindenow	1	1	
No #	4	4	
#89 S. Levy	3		
#70 A. Ingbar	8	4	1 2
#18 A. Bergman	6		
#87 K. Stewart	5		
#7 I. Ben-Dayan	3	1	
#47 D. Sidman	1	1	
#57 A. Gershon		1	
#27 A. Lemberg	4	2	
#22	1	1	
#83		1	
#32 M. Lavi	1		
INTERCEPTIONS			
	NO	YDS	LG TD
KICKOFF RETURNS			
	NO	AVG	TD LG
No# A. Rindenow	2	23	0 28
#27 A. Lemberg	1	28	0 28
PUNT RETURNS			
	NO	AVG	TD LG
No# A. Rindenow	2	13	0 21
#27 A. Lemberg	1	9	0 9
KICKING			
	KO(yds)	LG	TB FG LG XP PTS
#17 J. Manor	1(31)	31	0 0/0 0/0 0
No #	3(87)	40	0 0/0 0/0 0
PUNTING			
	NO	AVG	IN 20 LG
#17 J. Manor	1	29	0 29
No #	2	30.5	0 32
free kick	0		