







| Blue Sun Music Jerusalem Kings | | 22 | | | | | |
|--------------------------------|---------|-----------------------------|-------------|---------|----|-----|-----|
| (1-8) | | | | | | | |
| PASSING | | | | | | | |
| | CP/AT | YDS | TD | INT | | | |
| #7 J. Marticius | 14-23 | 158 | 3 | 1 | | | |
| RUSHING | | | | | | | |
| | ATT | YDS | TD | LG | | | |
| #7 J. Marticius | 11 | 28 | 0 | 12 | | | |
| #13 J. Flaks | 1 | 0 | 0 | 0 | | | |
| #26 A. Cohen | 4 | 11 | 0 | 4 | | | |
| #24 C. Gross | 1 | 0 | 0 | 0 | | | |
| RECEIVING | | | | | | | |
| | REC | YDS | TD | LG | | | |
| #26 A. Cohen | 3 | 28 | 0 | 12 | | | |
| #22 E. Boymelgreen | 2 | 9 | 0 | 6 | | | |
| #18 S. Rubinstein | 1 | 11 | 0 | 11 | | | |
| #13 J. Flaks | 3 | 53 | 0 | 22 | | | |
| #24 C. Gross | 4 | 63 | 3 | 36t | | | |
| #88 L. Bolel | 1 | -6 | 0 | -6 | | | |
| FUMBLES | | | | | | | |
| | FUM | LOST | REC-O | REC-D | | | |
| #26 A. Cohen | 1 | 1 | | x(no #) | | | |
| DEFENSE | | | | | | | |
| | TK | AS | KD | BU | SK | | |
| #69 Big Mike | 1 | | | | | | |
| #82 V. Bank | 1 | | | | | | |
| #15 M. Rivkin | 1 | 2 | fum. recov. | | | | |
| #14 D. Jesselson | 2 | | | | | | |
| #13 J. Flaks | 3 | 1 | | | 1 | | |
| #22 E. Boymelgreen | 5 | 2 | | | | | |
| #50 P. Ricket | 4 | 1 | | | | | |
| #18 S. Rubinstein | 3 | 3 | | | | | |
| #75 B. Shachter | | 2 | | | | | |
| #7 J. Marticius | 2 | 1 | | | | | |
| #60 J. Widlen | 1 | | | | | | |
| #24 C. Gross | 9 | 2 | | | | | |
| #85 A. Bentley | 1 | | | | | | |
| #46 M. Har Tzvi | 1 | | | | | | |
| INTERCEPTIONS | | | | | | | |
| | NO | YDS | LG | TD | | | |
| KICKOFF RETURNS | | | | | | | |
| | NO | AVG | TD | LG | | | |
| #22 E. Boymelgreen | 5 | 23 | 0 | 32 | | | |
| #20 U. Krasne | | | | | | | |
| PUNT RETURNS | | | | | | | |
| | NO | AVG | TD | LG | | | |
| KICKING | | | | | | | |
| | KO(yds) | LG | TB | FG | LG | XP | PTS |
| #15 M. Rivkin | 3(133) | 49 | 0 | 0/0 | | 0/0 | 0 |
| onside kicks | 1 | 11 yds - recovered by M #52 | | | | | |
| PUNTING | | | | | | | |
| | NO | AVG | IN 15 | LG | | | |
| #15 M. Rivkin | 1 | 33 | 0 | 33 | | | |
| free kicks | 1 | 42 yd kick after safety | | | | | |


| Final Mar. 28/09 @ Modi'in Semifinals | 1 | 2 | 3 | 4 | OT | Total |
|---------------------------------------|----|----|---|---|----|-------|
| Modi'in Pioneers | 10 | 12 | 8 | 8 | - | 38 |
| Jerusalem Kings | 0 | 14 | 0 | 8 | - | 22 |



SCORING SUMMARY

| 1st Quarter | |
|------------------------------------------------------------------------------------------|-------------------------------------------------------------------------------------------------------|
|  Safety | M #23 A. Katz sacked J QB#7 in own end zone for Pioneers safety Score: M 2 - 0 J 10:10 |
|  TD | 11 yd TD pass, #9 to #83 S. Gotlieb 2pt conv. good, run by #36 K. Nimrod Score: M 10 - 0 J 5:32 |

| 2nd Quarter | |
|--------------------------------------------------------------------------------------|-------------------------------------------------------------------------------|
|  TD | 3 yd TD run by no# (E. Drori?) 2pt conv. no good Score: M 16 - 0 J 6:42 |
|  TD | 3 yd TD run by QB#13 T. Brown 2pt conv. no good Score: M 22 - 0 J 2:54 |

| | |
|--------------------------------------------------------------------------------------|----------------------------------------------------------------------------------------------------------|
|  TD | 13 yd TD pass, #7 to #24 C. Gross 2pt conv. no good Score: M 22 - 6 J 1:39 |
|  TD | 36 yd TD pass, #7 to #24 C. Gross 2pt conv. good, run by QB#7 J. Marticius Score: M 22 - 14 J 0:26 |

| 3rd Quarter | |
|--------------------------------------------------------------------------------------|----------------------------------------------------------------------------------------------------|
|  TD | 27 yd TD run by QB#13 T. Brown 2pt conv. good, run by QB#9 U. Schiff Score: M 30 - 14 J 2:01 |

| 4th Quarter | |
|----------------------------------------------------------------------------------------|----------------------------------------------------------------------------------------------------------|
|  TD | 11 yd TD run by #25 S. O'Neil 2pt conv. good, run by #36 K. Nimrod Score: M 38 - 14 J 3:33 |
|  TD | 11 yd TD pass, #7 to #24 C. Gross 2pt conv. good, #7 to #22 E. Boymelgreen Score: M 38 - 22 J 1:14 |

GAME SUMMARY

| Jerusalem Kings | STATISTICS | Modi'in Pioneers |
|-----------------------------------------------------------------|-------------------------|--------------------|
| 9 | First Downs | 15 |
| 278 | Total Net Yards | 379 |
| 44 | Total Off. Plays | 61 |
| 22:25 | Time of Possession | 25:28 |
| 39 | Net Yds Rushing | 196 |
| 17 | Rushing Attempts | 34 |
| 158 | Net Yds Passing | 97 |
| 14-23 (61%) | Comp-Att (%) | 8-21 (38%) |
| 1-5 | Times sacked: No.-Yds | 1-5 |
| 1 | Interceptions thrown | 0 |
| 1-33 | PUNTS: No.-Yards | 0-0 |
| 33 | Punting Avg. | n/a |
| 0-0 | Punt Returns: No.-Yds | 2-34 |
| 5-116 | Kickoff Return: No.-Yds | 3-57 |
| 15-128 | PENALTIES: No.-Yds | 12-103 |
| 1-1 | FUMBLES: No.-Lost | 1-1 |
| Attendance: 63 | | Time of Game: 1:58 |
| Officials: Ofri Becker, C.B. Davies, Reshef Avnit, Chanan Stern | | |

| Dancing Camel Modi'in Pioneers | | 38 | | | | | |
|--------------------------------|---------|------|--------------------|--------|----|-----|-----|
| (8-1) | | | | | | | |
| PASSING | | | | | | | |
| | CP/AT | YDS | TD | INT | | | |
| #13 T. Brown | 3-6 | 27 | 0 | 0 | | | |
| #9 U. Schiff | 5-15 | 70 | 1 | 0 | | | |
| RUSHING | | | | | | | |
| | ATT | YDS | TD | LG | | | |
| #25 S. O'Neil | 11 | 80 | 1 | 16 | | | |
| #13 T. Brown | 4 | 42 | 2 | 27t | | | |
| #9 U. Schiff | 3 | 22 | 0 | 16 | | | |
| #36 K. Nimrod | 12 | 41 | 0 | 10 | | | |
| #23 A. Katz | 2 | 6 | 0 | 4 | | | |
| no # E. Drori | 2 | 5 | 1 | 3t | | | |
| RECEIVING | | | | | | | |
| | REC | YDS | TD | LG | | | |
| #83 S. Gotlieb | 1 | 11 | 1 | 11t | | | |
| #87 B. Gross | 3 | 48 | 0 | 26 | | | |
| #25 S. O'Neil | 1 | 7 | 0 | 7 | | | |
| #24 M. Gelfand | 1 | -3 | 0 | -3 | | | |
| #77 J. Gosnel | 2 | 34 | 0 | 21 | | | |
| FUMBLES | | | | | | | |
| | FUM | LOST | REC-O | REC-D | | | |
| #25 S. O'Neil | 1 | 1 | | x(#15) | | | |
| DEFENSE | | | | | | | |
| | TK | AS | KD | BU | SK | | |
| #23 A. Katz | 7 | 3 | safety | | 1 | | |
| no # B. Small | 2 | | | | | | |
| no # R. Moscona | 2 | 1 | | 1 | | | |
| no # (E. Drori ?) | 5 | 4 | fum. recov. | | | | |
| #90 G. Mordoch | 4 | 2 | | | | | |
| #18 I. Katz | 1 | | | | | | |
| #77 J. Gosnel | 5 | | | | | | |
| #99 N. Hadad | 1 | | | | | | |
| #1 O. Nave | 4 | 2 | | | | | |
| #13 T. Brown | 1 | | | | | | |
| #52 S. Rodberg | | 1 | recov. onside kick | | | | |
| #29 | 1 | | | | | | |
| INTERCEPTIONS | | | | | | | |
| | NO | YDS | LG | TD | | | |
| #90 G. Mordoch | 1 | 0 | 0 | 0 | | | |
| KICKOFF RETURNS | | | | | | | |
| | NO | AVG | TD | LG | | | |
| #25 S. O'Neil | 3 | 19 | 0 | 23 | | | |
| PUNT RETURNS | | | | | | | |
| | NO | AVG | TD | LG | | | |
| #25 S. O'Neil | 2 | 17 | 0 | 21 | | | |
| KICKING | | | | | | | |
| | KO(yds) | LG | TB | FG | LG | XP | PTS |
| #13 T. Brown | 6(279) | 50 | 1 | 0/0 | | 0/0 | 0 |
| onside kicks | | | | | | | |
| PUNTING | | | | | | | |
| | NO | AVG | IN 15 | LG | | | |
| #13 T. Brown | 0 | | | | | | |
| free kicks | 0 | | | | | | |