


Blue Sun Music Jerusalem Kings		0					
(1-4)							
PASSING							
	CP/AT	YDS	TD	INT			
#7 J. Marticius	7-27	67	0	1			
#13 J. Flaks	0-1	0	0	0			
RUSHING							
	ATT	YDS	TD	LG			
#21 A. Back	3	2	0	2			
#7 J. Marticius	9	51	0	14			
#60 J. Widlen	1	5	0	5			
#13 J. Flaks	3	5	0	2			
#25 S. Weisfeld	2	6	0	5			
#99 J. Gross	2	11	0	6			
RECEIVING							
	REC	YDS	TD	LG			
#21 A. Back	1	14	0	14			
#14 D. Jesselson	3	20	0	8			
#82 V. Bank	1	10	0	10			
#18 S. Rubinstein	2	23	0	12			
#13 J. Flaks	1	0	0	0			
FUMBLES							
	FUM	LOST	REC-O	REC-D			
DEFENSE							
	TK	AS	KD	BU	SK		
#69 Big Mike	3	1					
#20 U. Krasne	2						
#54 Y. Tal	8	2			½		
#15 M. Rivkin	2	1			½		
#14 D. Jesselson	2						
#13 J. Flaks	2	3			½		
#22 E. Boymelgreen	4	1		1			
#50 P. Ricket	3	2					
#18 S. Rubinstein	1	1			½		
#99 J. Gross	1		fum recov.				
no #	1	1					
#7 J. Marticius	1						
#60 J. Widlen			recov. outside kick				
#25 S. Weisfeld	1						
INTERCEPTIONS							
	NO	YDS	LG	TD			
KICKOFF RETURNS							
	NO	AVG	TD	LG			
#22 E. Boymelgreen	3	14	0	19			
#20 U. Krasne	2	5	0	7			
PUNT RETURNS							
	NO	AVG	TD	LG			
#22 E. Boymelgreen	1	21	0	21			
KICKING							
	KO(yds)	LG	TB	FG	LG	XP	PTS
#15 M. Rivkin	0(0)	12		0/0		0/0	0
onside kicks	1(12)						Jer. #60 recovered
PUNTING							
	NO	AVG	IN 15	LG			
#15 M. Rivkin	1	31	0	31			
free kicks	0			also had a punt blocked			


Final Jan. 24/09	1	2	3	4	OT	Total
Modi'in Pioneers	6	6	8	8	-	28
Jerusalem Kings	0	0	0	0	-	0

SCORING SUMMARY


1st Quarter

	22 yd TD pass, #9 to #77 J. Gosnel 2pt conv. no good Score: M 6 - 0 J	0:05
---	---	------


2nd Quarter

	19 yd TD run by QB #13 T. Brown 2pt conv. no good Score: M 12 - 0 J	5:55
---	---	------

3rd Quarter

	4 yd TD run by QB #26 T. Edri 2pt conv. good, run by #36 K. Nimrod Score: M 20 - 0 J	5:54
---	--	------

4th Quarter

	25 yd TD run by QB #26 T. Edri 2pt conv. good, run by QB #9 U. Schiff Score: M 28 - 0 J	11:54
---	---	-------

GAME SUMMARY

Jerusalem Kings	STATISTICS	Modi'in Pioneers
7	First Downs	6
150	Total Net Yards	196
50	Total Off. Plays	46
27:27	Time of Possession	17:44
80	Net Yds Rushing	176
20	Rushing Attempts	31
67	Net Yds Passing	87
7-28 (25%)	Comp-Att (%)	4-10 (40%)
4-40	Times sacked: No.-Yds	2-7
1	Interceptions thrown	0
1-31	PUNTS: Number-Yards	2-52
31	Punting Avg.	26
1-21	Punt Returns: Number-Yds	1-16
4-52	Kickoff Return: Number-Yds	0-0
5-30	PENALTIES: Number-Yds	7-73
0-0	FUMBLES: Number-Lost	1-1
Attendance: 86		Time of Game: 1:56
Officials: Gadi Gadot, Dror Lavi-Efrat, Roi Friedman, Chanan Stern		

Dancing Camel Modi'in Pioneers		28					
(4-1)							
PASSING							
	CP/AT	YDS	TD	INT			
#13 T. Brown	2-7	50	0	0			
#9 U. Schiff	2-3	37	1	0			
RUSHING							
	ATT	YDS	TD	LG			
#25 S. O'Neil	3	12	0	5			
#13 T. Brown	5	89	1	43			
#9 U. Schiff	4	3	0	3			
#26 T. Edri	8	44	2	25t			
#36 K. Nimrod	5	11	0	4			
no # A. Katz	3	8	0	4			
no # B. Small (?)	2	7	0	5			
#80 J. Yifat	1	2	0	2			
RECEIVING							
	REC	YDS	TD	LG			
#26 T. Edri	1	15	0	15			
#87 B. Gross	1	9	0	9			
#77 J. Gosnel	2	63	1	41			
FUMBLES							
	FUM	LOST	REC-O	REC-D			
no # B. Small (?)	1	1		x(#99)			
DEFENSE							
	TK	AS	KD	BU	SK		
#25 S. O'Neil	4			1			
no # A. Katz	3	4					
#84 R. Bloom	2	1	1				
#36 K. Nimrod	1						
#55 U. Heiman	1						
no # B. Small (?)	2	2			½		
no # R. Moscona	2	2					
#26 T. Edri	1	1	blocked punt				
#90 G. Mordoch	4	2					
#13 T. Brown		1					
#18 I. Katz	2						
#77 J. Gosnel	6	2			3		
#87 B. Gross	1						
#23	3	3					
#99 N. Hadad	2						
#1 O. Nave		2					
#28 B. Shelfin	1				½		
INTERCEPTIONS							
	NO	YDS	LG	TD			
#24 M. Gelfand	1	0	0	0			
KICKOFF RETURNS							
	NO	AVG	TD	LG			
PUNT RETURNS							
	NO	AVG	TD	LG			
#25 S. O'Neil	1	16	0	16			
KICKING							
	KO(yds)	LG	TB	FG	LG	XP	PTS
#13 T. Brown	4(194)	43	0	0/0		0/0	0
onside kicks							
PUNTING							
	NO	AVG	IN 15	LG			
#13 T. Brown	2	26	0	27			
free kicks							